NZ Menz Sheds News

August 2026 Edition

The official newsletter of MENZSHED NEW ZEALAND

Welcome to the August 2026 edition of the MENZSHED NZ newsletter.

I have taken responsibility for this newsletter but as I am also the Treasurer and part of the Executive team of MENZSHED NZ and Treasurer of the Cambridge Community Menzshed so my time is limited.

The Executive now asks for your help with future newsletters. They are published every quarter; February, May, August and November. It takes a couple of days to put together using MS Word. If you would like to be the Newsletter Editor, please let me know by emailing me at treasurer@menzshed.nz.

Garry Bryant

We still need a Chairman for MENZSHED NZ so please consider applying for the position. A Position Description is available from the secretary@menzshed.nz.

Also, we need a Regional Rep for Area 3, Taranaki, Manawatu, Whanganui, Hawkes Bay, Wellington. A Position Description is available from the secretary@menzshed.nz

Article from Ian Miller, past Regional Rep for Area 5, Otago and Southland

While in this role I often wondered if we were fulfilling our role acting as the link between the sheds and the National body and reporting information back to sheds on what is happening around the country. It is a little difficult getting feedback from sheds as they seem reluctant to reply to emails.

This is a very rewarding story.

Just after I accepted the role of regional representative, I attended the National By-Annual Conference in Auckland I was asked to speak to a group in Cromwell made up of the local Lions Club and other interested people in forming a Men's Shed in the area a few months later.

There was a good attendance on both sides, thanking them for their interest and showing photos of many projects that the Taieri Blokes Shed had produced for their community including the benefits, health and fellowship of its members.

From this small seed the Cromwell shed was formed. Starting small their membership grew to today where they now have 40 plus and will be able to develop further with their new shed and surrounding space.

Over that time a small committee was set up to finance and build a specially built shed to fit their needs. In the meantime they worked out of facilities that were testing at times especially in the Central Otago winters and also fighting their local council for a permanent site.

Seven years later they have achieved their goal. Last month I was invited to their official new shed opening of which they are very proud of.

It's so rewarding to see what the Cromwell Shed committee have achieved in those seven years from a small seed planted and cultivated to today.

CONGRATULATIONS CROMWELL MENS SHED MEMBERS. You have all worked hard to arrive at what you have today.

I am sure we will all hear from the Cromwell Shed on their story and some photos of their new shed very soon.

This is only one part that a Regional Rep can help and play in his area. Other areas are helping any shed develop and grow, also seeing what our movement is doing for men's health and wellbeing throughout New Zealand.

Similar stories could be told by other Regional Reps around the country, that's what makes the role so interesting and fulfilling.

Ian Miller



When was your last service?

Most blokes know exactly when the ute was last serviced. We know when the tires were rotated, when the oil was changed and when that funny noise started coming from somewhere under the bonnet. We know because experience has taught us that small problems have a habit of becoming bigger ones if they're left alone for long enough. Yet when it comes to our own health, many of us seem to work to a very different maintenance schedule.



We'll put up with sore knees, ignore a skin spot that wasn't there six months ago, or convince ourselves we'll book that appointment next week. Then next month. Then when things quieten down. Before long, twelve months have somehow become five years.

The funny thing is that none of this is new information. If you've spent any time around a Men's Shed over the years, you've probably heard the *Spanner in the Works?* message before. Get regular checks. Don't ignore the warning signs. Look after yourself like you'd look after the things that matter to you.

The challenge isn't that men don't know the message. The challenge is that life gets in the way. There's always another job to finish, another responsibility to take care of, or someone else who needs your time first. Looking after yourself has a habit of sliding quietly down the priority list, especially when nothing seems obviously wrong.

But that's the thing about maintenance. You don't wait until something breaks before you pay attention to it.

The reality is that many of the health issues affecting Australian men are far easier to deal with when they're picked up early. Heart disease, diabetes, some cancers and mental health challenges often give us warning signs long before they become major problems. That's not about fear or worst-case scenarios. It's simply how maintenance works.

You don't service something because it's broken. You service it because you want to keep it running properly.

Maybe that's the question worth asking this Men's Health Week. Not whether you've heard the message before, but whether you've acted on it… When was your last blood pressure check?

When was your last skin check? When was the last time you sat down with your GP and talked honestly about your health?

Because staying healthy isn't really about becoming a fitness fanatic or worrying about every ache and pain that comes along.

It's about staying capable. It's about keeping your independence, having the energy to do the things you enjoy and continuing to show up for the people who matter most.

And perhaps that's where this conversation becomes about more than just us. The younger blokes in our lives are watching.

Our sons, grandsons, nephews and the young fellas who wander into a shed for the first time are all learning what being a man looks like. Not from what we say, but from what we do.

If they see us ignoring warning signs and putting things off until something goes wrong, chances are they'll do the same. But if they see us taking our health seriously, getting things checked and dealing with issues early, that becomes normal too.

One of the greatest achievements of the Men's Shed movement has been helping change the conversation around men's health. We've shown that looking after yourself and looking after your mates isn't weakness. It's responsibility. It's part of being there for the people who rely on you.

Every health check, every conversation and every appointment you finally get around to booking helps reinforce that message. So this Men's Health Week, don't wait for the warning light to come on. Book the service.

Not because you're broken. Not because someone told you to. But because staying healthy gives you the best chance of continuing to do the things you enjoy, spend time with the people you love and set a positive example for the men coming after you. **After all, the next generation is learning what maintenance looks like from us.**

Rip's Tips *for life*

The day the driving stops...

You don't really notice it when you're younger, but we absolutely take it for granted. Keys in the pocket. Bit of fuel in the tank. Off you go. Simple as that.

Shops, shed, servo, footy, mate's place… doesn't matter. The car just fits into your life like a good old flannie. You don't think about it. You just use it.

Then one day, someone says it. "Mate… we might need to have a chat about your driving."

And you know. Even before they finish the sentence. That's the day things start shifting.

Now everyone thinks it's just about the licence. That bit of plastic. But it's not really. It's everything that comes with it.

It's your freedom. It's your independence. It's deciding at 8:30 in the morning you're going nowhere in particular… and somehow ending up at Bunnings with three things you didn't need and one thing you forgot you were meant to get.

Try doing that on a bus. You'd need a diagram and a packed lunch.

And that's the first bit that stings. Not the driving itself. It's the going. It's the getting around wherever and whenever you feel like it.

Because when the driving stops, the world quietly gets a bit smaller if you're not careful.

At first, you think, "No worries, I'll just get lifts." And that works… for a while.

Then you realise you start timing your life around other people's schedules. Which is something blokes our age spent decades refusing to do in every other part of life.

And suddenly you're asking, "Are you going past the shops?" more often than you'd like to admit.

Bit of a humbling question, that one. Some fellas say, "I'll just catch the bus."

And yeah… technically you can. But there's a bit of a difference between rolling up in your own ute and trying to work out which stop is yours while someone's loud phone call is explaining their entire life story to the whole vehicle.

It's an adjustment.

And the shed — well, that can get harder too. Not because the shed changes, but because getting there does.

You start noticing which mates still drive, and which ones are waiting for a lift, and which ones have just quietly stopped coming in as often.

That's the bit no one really talks about. Not the driving. The drifting.

And I won't sugar-coat it. There's a bit of pride that takes a knock too.

Because for most of our lives, being able to drive meant being able to sort yourself out. No fuss. No asking. Just go.

Losing that can feel like someone's taken the edge off your independence.

But here's something I've noticed over time.

The blokes who handle it best aren't the ones who pretend it doesn't matter. They're the ones who just… adapt.

One mate of mine said, "Righto, I'm not driving, but I'm still going."

So now he's got a standing lift roster like he's running a small taxi business without the paperwork.

Another bloke started going to the café near his place every Thursday just so he'd still have somewhere to be. Reckons it's not about the coffee. It's about not sitting in the same chair every day.

Fair call, too. Because that's the real risk. Not losing the licence. It's losing the reasons to go.

And look, I get it. There's a day when you see your car sitting there and think, "That used to be me."

But it wasn't really the car. It was the places it took you. The mates. The jobs. The little routines that stitched your week together. And those don't disappear just because the keys change hands.

You just have to find new ways of stitching things together.

Maybe slower. Maybe with a bit more planning. Maybe with a mate saying, "I'll pick you up at 9," instead of you just rolling out when you feel like it.

Still gets you there though. And in the end, that's what matters.

Because you don't stop going just because you stop driving.

You just start proving, quietly, that you can still get where you need to be.

Even if someone else is doing the steering for a while.

And between you and me… At least you don't have to worry about petrol prices anymore. Small mercies.



Region One News

Northland and Auckland

Whangarei MENS Shed

Things we have been doing:

To support the *Little Lost Art Festival* which is run by the *Whangarei Fringe Festival* folks we have been making these small display boxes which will pop up in a few different and unexpected locations around our city. They will house artworks, zines, rock collections and curios.





They are looking great don't you think. Keep an eye open for them when you are out and about.

But…. are they breeding?!





There will be a happy Bingo Caller somewhere after our efforts!

But most impressive is the fact we can still count to 100…..and believe it or not all of it in the right order! Whew!

And then in the Hobbies work room Kurt has been busy producing some rocking Lambs !

Personally I prefer some mint sauce with my lamb 😋.





Region Two News

Waikato, Bay of Plenty and Gisborne

MENZSHED

WHITIANGA

Well winter has finally come. This morning was the first where I got up looked out the window and everything was white. I almost contemplated going back to my warm bed.

I think the members of the Whitianga Menzshed committee have a strong masochist streak. Not only have we decided to undertake two major projects. The first is fund raising to build a new "Engineering" shed. Since the opening of the Whitianga shed we have had a lot of enquiries from men who enjoy tinkering with metals. We currently have a lot of tools to go into an engineering workshop such as welding equipment, pedestal drill, lathe, grinder etc. However nowhere to put them.

Our other major undertaking is the hosting of the 2027 National Menzshed Conference. This is only eight months away, with the dates of the 5th to the 7th of April 2027 please pencil it in. The 2027 AGM will be held latter in April 2027.

One of the projects finished this quarter was a 4 wheeled wagon. You may remember from our last Newsletter, that the wagon was received in a couple of plastic buckets. A team under the direction of Fred Brinsden has finished the project and delivered it to the owner. She was ecstatic with the result.

.



Graeme and Hank applying the finishing touches

Another interesting project undertaken is the manufacture of a galleon out of drift wood, by Don Jessen. Don collected the drift wood off our local beach. When threatened with “we were going to sell it” his only comment was “then I’ll just have to make another one”



Our AGM has just been held with the conferring of our highest honour being bestowed on Jeff Riddle. Jeff has worked tirelessly in the construction of our new facility as Project Manager and is active in shed affairs that aren’t easily seen by people not in the know.



Jeff receiving his award from President Glenn Schache

The Malcolm Brown Memorial Sheddie of the Year this year was presented to the two Freds, Fred Bonkovich and Fred Brinsden for the numerous projects that have been undertaken by them for the betterment of the shed. The award was presented to the two Fred's by Malcolm's widow, Pauline. Malcolm was one of the founding members of the shed and was the first President.



Looking forward to seeing everyone.

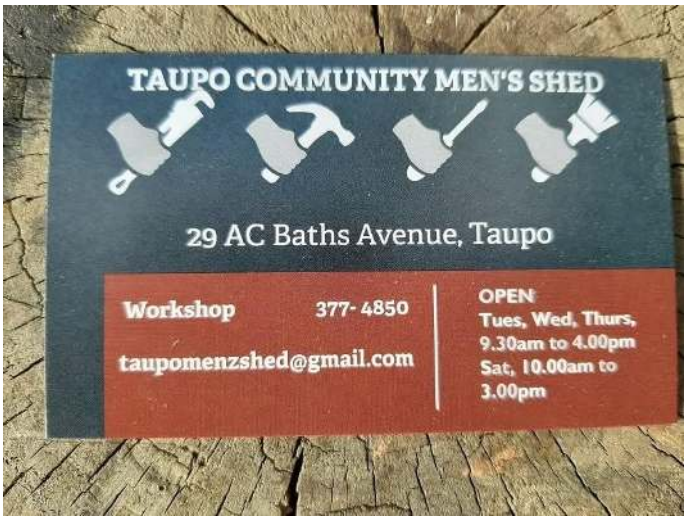

Taupō Community Men's Shed –

More Than a Workshop

The Taupō Community Men's Shed has had another busy and rewarding year, with our members continuing to demonstrate what can be achieved when people come together with a common purpose.

Our current shed is always buzzing with activity. On any given day you'll find members woodworking, repairing furniture, laser engraving, or simply enjoying a cup of tea and good conversation. While the projects are important, it is the camaraderie and friendships that keep people coming back.

One of our highlights this year was producing 200 wooden kit-set racing cars for children attending the Taupō Supercars event. Seeing hundreds of young kids and parents building the

cars made all the hard work worthwhile and showcased what a Men's Shed can contribute to a major community event.
We have also completed a wide variety of projects for local organisations, schools and charities. These have included installing cabinetry and furniture at Taupō-nui-a-Tia College after their school fire, building Book Libraries, restoring treasured furniture, producing conservation predator traps, creating memorial items for local families, and recently constructing a custom-built wooden dog crate for the Taupō SPCA.
Like many sheds around New Zealand, we are finding that success brings its own challenges. Membership continues to grow, along with the demand for community projects, and we have well and truly outgrown our current building. We are now working on a proposal for a larger purpose-built facility that will allow us to welcome more members, expand our workshops and continue giving back to the Taupō community. We have visited several sheds recently to learn from their experiences as we plan our future building. The willingness of fellow shedders to openly share ideas, advice and lessons learned perfectly reflects the spirit of the Men's Shed movement.
From everyone at the Taupō Community Men's Shed, thank you to the wider Men's Shed across New Zealand for your encouragement, support and willingness to share your ideas and knowledge. We welcome you visit our shed in Taupō anytime

MENZSHED® WHAKATĀNE

News from Whakatāne Menzshed -August 2026

30 Te Tahi Street Whakatāne 3120 | menzshedwhk@gmail.com

Greetings All

We have had quite a busy time at the shed so far this year. The growing frames for the schools have, however, slowed to almost a stop, probably lack of sponsorship is the cause. That stalled project work (assembling the uni-strut frames) for the Trees for Survival is apparently on hold.

Coffins are still in big demand, and have again proved a useful income provider for the shed thankfully allowing us to take care of the current overheads.

The usual repair projects have been coming in – mostly chairs and tables to be fixed where they have suffered some damage some repairable easily but some not.

In order to accommodate the extra items requiring work, as well as to store the coffins we have in stock for pre-order clients, we have seen fit to rent an additional shed a couple of doors up from our main shed, also provided by the same landlord.

Gil has just completed preparing some funding applications from local organisations (including WDC) in the quest for off-setting the rental costs of our buildings. It is a work-in-progress with no guarantees of success so please keep fingers crossed the applications will be favourably received.

Regarding our official status as a Registered Charity, we had to go through more hurdles there since the Shed's status was put on hold until we had successfully registered as a new Incorporated Society under the new 2022 Rules. We are now accepted again as a CC but some minor details have to be resolved for the business re-registration-another work-in-progress for yours truly to finalise.

Everything is done on-line these days and getting tangled in the bureaucracy is par for the course, I found, and very frustrating!

Regarding members we now have a lady member (Rhonda) who comes to the shed and has been busy with some furniture repairs and painting. She has kindly contributed some biscuits and other treats for the tea-room and is coping with the grumpy old men famously!

We lost Vic unfortunately who had other plans involving a retirement village, and previous to that we lost Dave Iremonger and Allen Tierney to the same habitat. Dave Cameron, another stalwart of the shed has been unwell and has only been able to attend the shed infrequently although he has done some “home-work” on his lathe, and this is really much appreciated.

A picture of the wind chimes he helped to refurbish back to original is in the picture gallery.

Our facebook page seems to be doing its job well and many customers mention that as the opening for making contact with us to bring some projects to the shed. Thanks go to Andy and his lady helper for getting this out to the public, complete with work pictures and achievements.

<u>Some Projects done Earlier</u>:



One of two planter boxes made to order



Another Chair Project in hand

Repair of Rimu table in Progress



Stool being repaired and refinished in dark Oak





Coffee Table with New Legs ready for delivery



Dining Table refurbishment



Lilliput Library under Construction



Wind Chimes completely Rebuilt

Cambridge Community MENZSHED

Promoting the wellbeing of men in our community

Cambridge Menzshed has been busy making a Meeting Room table, which needed to be angled to fit the shape of the room for a local retirement village. Another project was a Kaipaki Pataka Kaifor a local Church.








KAIPAKI PĀTAKA KAI

CHARITIES SERVICES
Ngā Rātonga Kaupapa Atawhai

Checklist from Charities Services that covers governance of a charity

Important Points to know for your charity:

- *requirement for three yearly governance reviews*
- *suggestion of formal induction for new board/committee members.*

Published June 2026

Governance review checklist

Use this checklist to help your board or committee talk about how well your charity is governed. It can help you check what is working well, identify gaps, and agree on practical improvements.

You do not need to answer every question perfectly. The checklist is a discussion tool, not a compliance audit. Use it at a meeting, work through one section at a time, and record any actions you want to take.

Purpose and direction

☐ Can we clearly explain our charity's purpose?

☐ Do our current activities clearly link to that purpose?

☐ Have we discussed our priorities or direction in the past 12 months?

☐ Do we have a simple plan or goals for the next 1–3 years?

☐ Do we track progress against our priorities?

Roles and responsibilities

☐ Do all officers know what is expected of them?

☐ Can officers describe their legal duties in simple terms?

☐ Do we know who is responsible for key decisions?

☐ Do new officers receive an induction or basic guidance?

Board effectiveness and capability

☐ Do we have the right mix of skills, experience, and perspectives?

☐ Do we identify and address gaps in skills or knowledge?

☐ Does the chair run meetings effectively and make space for all voices to be heard?

☐ Do we manage disagreement or challenging behaviour appropriately?

Governing document

☐ Can we easily access our governing document?

☐ Do we follow it when making decisions, appointing officers, or changing how we work?

☐ Have we reviewed it in the past few years to check it remains fit for purpose?

Decision making

☐ Do we ask “is this in the best interests of the charity?” before making key decisions?

☐ Do we ask for more information when needed?

☐ Do we record key decisions, reasons, and follow-up actions in meeting minutes?

Conflicts of interest

☐ Do we declare conflicts of interest at the start of meetings?

☐ Do people feel comfortable declaring interests?

☐ Do we record these conflicts and how they are managed?

☐ Do conflicted members step out of discussions and decisions?

Financial oversight

☐ Do we review and approve a budget each year?

☐ Do we regularly review financial reports and question anything we do not understand?

☐ Do we have basic financial controls, such as two signatories?

☐ Can we explain how our funds support our charitable purpose?

Risk management

☐ Have we discussed “what could go wrong” for our charity?

☐ Do we know our top 3–5 risks?

☐ Do we have simple controls or plans to manage those risks?

☐ Do we revisit risks regularly (for example, once a year)?

Policies

☐ Do we have key policies (for example, conflicts of interest, financial delegations)?

☐ Do we review key policies periodically?

Transparency and accountability

☐ Are meeting minutes taken at every meeting?

☐ Are records stored securely and easy to find?

☐ Could we explain our decisions to a funder or regulator if asked?

☐ Do we communicate openly with members or stakeholders?

Legal and reporting obligations

☐ Do we know when our annual return to Charities Services is due?

☐ Do we file it on time?

☐ Are our details on the Charities Register correct?

☐ Do we check whether new laws or rules affect us?

Review and improvement

☐ Have we reviewed our governance in the last 3 years?

☐ Did we identify anything that needs improving?

☐ Have we followed up on past actions?

Next steps

After completing the checklist, agree on a small number of practical actions.

☐ Note any gaps, risks, or areas you are unsure about.

☐ Choose the highest-priority actions to focus on first.
☐ Record each action, owner, timeframe, and priority.

☐ Check progress at a future meeting.

Region Three News

Taranaki, Manawatu, Whanganui, Hawkes Bay and Wellington

MENZSHED PORIRUA

On 11 July we participated in another ‘Love Local’ Expo at the Te Rauparaha Centre. We did a lot of talking (call this marketing) and best of all we sold $565 worth of goods. Well done all those members who assembled the goods, set up, staffed the stand, and packed up. You are GOLD. Alastair’s new contribution was a set of ‘garden hearts’ for garden art, painted in sets of three (but of course buyers wanted one of each colour) and in bright colours. A great addition.





MARTINBOROUGH MENS SHED

Around the Shed:



Bryan put many hours of work into rebuilding this garden cart. When it arrived, the entire body was disintegrating. The only surviving parts were the handle and wheels.

The owner was incredibly impressed and gave us a great donation for the work done. A brilliant effort Bryan.



Nigel originally constructed this model as an exact scale of the house he intended to build in Dublin St (now finished). He plans to replace a few damaged parts to make it suitable for raffling as a dolls house.



Mike is completing sets of Mahjong tile stands as a commissioned project. These are surprisingly complex.



MENZSHED NEW ZEALAND

1. Tennis Club Seating

This has been a major enterprise. As previously mentioned last month, the seats were in a very sad state on arrival. They are now moving towards completion, thanks to a team of committed repairers



Before ←

After →



Garden Cart Number 2.

Following on from Bryan's successful rebuild of one of these amazing carts, a second one magically appeared to receive the same treatment. Version 2 has progressed rapidly since Bryan had everything worked out for Version 1. One of the nice things about working in the Shed is the willingness of everyone to pitch in and help (plus the fact that every member has at least three opinions to share).



Subs for this Year



(January to December) are now due. Still at $40.00. Our account details are:

NAPIER MENZ SHED

A Playhouse with a Difference

A while back the Napier Menz Shed was approached by our sponsor Mitre 10 to see if we could build a children's playhouse from an AMERICAN plan . It was a playhouse for children . The design had a roof top fenced play area accessible by a ladder. They intended to raffle the project with the money going to charity. After some discussion it was decided to go ahead with the project. About six men worked on the project taking some three months. This was a first for us but we approached it with much gusto. Finishing it on time. The completed job was picked up and craned onto their truck. The playhouse was displayed in both Hastings and Napier Mitre 10 stores and proved to be a winner! A local charity has benefited from our skills.



It's Worth it in the End

This was built a while back- christening it was our Mayor then Kirsty. Wise (in creme top black skirt) our mayor now is Richard Mc Grath fourth from left behind plane also city councilors- we won a few prizes in the Christmas parades thru the city- with this shed effort



Manawatu

There is an idiom which goes along the lines of “You can’t make a silk purse from a sows ear”. However, that is just what the group of people who in 2010, were endeavouring to set up a menzshed in Palmerston North have ended up achieving.

As well as setting up the entity, the task of finding suitable premises to house the venture was the next big issue to be resolved.

The group had been looking for some months for a suitable

building, with no success. Determined to not enter into a lease that involved commercial rates. Such situations often ended up as factories set up in order to pay the rent, they were determined to avoid that trap.

A number of buildings were looked at, mainly parts of commercial premises. But they lacked the right profile, which was seen to be important, and generally the rent was too high.

Several council officers, were aware of the search for premises were also active in the search.

Finaly a building, originally an army barracks at Linton army camp and seen as surplus to requirements, was offered to PNCC. It was trucked to the city and initially placed up on the bank at Rangitane park.





Early days, few members, small spaces.



The building looked dreadful up on the bank, so it was moved to a lower level to counter the opposition from the locals. It was put there as a changing rooms for sport on the park, but regular sport was difficult due to the park being a ponding area from what had been the Awapuni lagoon. The building was at the time largely derelict as it had been unused for a while.

The Council offered it to the shed committee on a long term lease. When menzshed took it over the building was all separate rooms, having been barrack accommodation for soldiers. There was worn out carpet on the floor. The council had put seating around the walls of the rooms for sporting event changing rooms. The first task to transform the space to a workshop was the the timbers of the seats were recycled and used to make the early work benches.

The menzshed used the building with ongoing minor modifications for a number of years. As the membership increased it became clear that space was an issue and plans etc were prepared to expand the building to cater for the rise. Health and safety concerns also contributed to the decision.

The cost was an issue and funding became an impediment to continuing with the project. The guys worked in some difficult situations for a number of years.





The team worked in tight and cramped conditions.

The addition of a shipping container in 2024 alleviated some of the pressing storage issues. Tasks such as moving the compressor to a box outside made for a slightly quieter workspace. A grant from P.N. Community Leisure Centre management group enabled the shed to replace the often problematic plastic pipe sawdust extraction system to a steel one and using more extraction devises also changed the environment to a quieter and less problematic system.

In 2025 the committee sat down and discussed what other solutions could be employed to change the area and usability of the workspace without going down the road of extending straight away.

One solution was to approach council and seek permission to change the layout and take out some of the walls to open up the space. It was decided to approach a local builder to undertake the bulk of the work with assistance from the members of the shed were required. After some discussion among the committee and members it was decided to undertake the project in house and use the skills and enthusiasm which the members provided.

With council approval and supervision the work began in 2026.




As walls begin to disappear!

Changing the workbench layout from fixed to mobile has allowed a more flexible workspace with the ability to work on and store larger projects.

With some internal walls removed and the addition of a series of beams installed along with comprehensive sheet bracing the and an internal reorganisation Menzshed Manawatu has a more efficient and safer space to operate in and a set of semi approved plans to allow for further ongoing expansion of the building we are in a good place to cope with any future expansion required.





It was great to see a project which extended over all three days each week, so it was a job where all the members were involved in the same project, quite unusual. What began as a series of small rooms has become a bright open space workshop.







The members of our shed have done a stunning job of converting the sows ear the council found for us years ago, into a silk purse for our future. The project also integrated the various days enabling all to become involved.



Region Four News

Canterbury and Westland

Ashburton Menzshed dust extraction upgrade

After many months of late night research, Mainly here:
https://www.woodworkforums.com/forumdisplay.php?f=200
and an upgrade of my own personal shed's dust extraction system,
I gave a presentation at a committee meeting outlining the risks from fine dust exposure and the pitfalls of the current system which has most of the machines on 100mm lines. I was given the go ahead and a budget to upgrade the dust extraction system at the Menzshed.

The extractor has plenty of suck, being 7.5hp/5.5Kw and 17" impeller and starts with 300mm ducting but reduced to 100mm lines to each machine.

100mm pipework is fine I you only want to remove course chips but the real problem in any workshop is the fine dust, the stuff you can't see, the stuff that lodges in your lungs. 150mm pipe is required to provide a large enough volume of air to capture the fine dust that usually escapes from the smaller volume of air that 100mm pipe can shift.
I replaced all the 100mm line with 150mm DWV pipe and fitted Auto blast gates https://autoblastgates.com.au/ and opened up all the machine ports to 150mm with bell mouth housings.



The blast gates have switches to start the extractor when each machine is started.

The dust extractor is in an outside shed and the first job was to put an extra 2 doors in the enclosure for easier access to the back of the extractor.

I had a big delay when one of the cartons from Auto Blast Gates in Australia went astray and had to be replaced. ABG were great to work with and went the extra mile and beyond to remedy this problem.
One of the trickier jobs was attaching PVC 'Y's' to the existing metal pipework.

You can see in the photos how I have done this with part of the back of the 'Y' cut out and with some heat the 'Y' is spread to fit the pipe. I made some big hose clamps to attach the 'Y'





I needed to hire a scissor lift to fit the rest of the pipe work as they had some long runs.

We made a simple canopy for the mitre saw (scms) and what a difference. Previously the bottom cabinet would fill up with dust and chips but now the box is virtually free of dust.



Some of the smaller machines have only 4" pipe to them. One bandsaw and the router table have 2 x 4" and a little sander has 1 x 4" connection. All the rest are 6" straight to the machine.

The auto blast gates operate such that when a machine is started, the gate opens to that machine and the dust extractor starts. When the machine is switched off, after a short delay, the extractor stops and the blast gate closes. No more ‘just one cut, I won’t need to start the dust extractor’

This was a significant investment for the Shed but the results are well worth it.

Scam Alert

MSNZ has been alerted to an email scam currently targeting our network.

Please read this carefully and share it with your Shed Officers.

What's Happening
Scammers are sending emails using real names of MSNZ and Shed Officers - but not their real email addresses.
Several Member Sheds have already received an email that looked like it came from Maurice Slingerland (MSNZ Secretary), sent from a random Gmail address that is not his.

It Is A Two-Way Scam
The same scam is working in both directions:

- Member Sheds are receiving emails using an MSNZ Officer's name, but not their real email address.
- MSNZ is receiving emails using a Shed Officer's name, but not their real email address.

How To Spot It

1. The sender name looks right, but the email address does not match the person's known address.
2. The message is short and vague ("Do you have a moment? Something I need you to look into.").
3. It asks you to reply by email instead of calling - this avoids you hearing an unfamiliar voice.
4. Once you reply, the scammer asks you to buy Prezzy Cards (or similar gift cards) on their behalf.

What To Do

- Never send gift cards, Prezzy Cards, or money based on an email request, no matter who it appears to be from.
- Check the actual email address, not just the display name, before replying.
- If a request seems unusual, phone the person directly using a number you already have - not one supplied in the email.
- If you receive one of these emails, do not reply. Forward it to MSNZ and then delete it.

MSNZ Systems Are Secure
There has been no breach of MSNZ's own email addresses.
The scammer appears to be using names published on the MSNZ website, not any hacked system.
Please also make sure your Shed's own email account is secure.

If You Have Already Sent A Prezzy Card
Contact your bank immediately and report it to Police (via 105.police.govt.nz) or Netsafe (netsafe.org.nz). Acting quickly gives the best chance of limiting the loss.

Information transmitted in this newsletter is done in good faith.

MENZSHED NEW ZEALAND is not responsible for the actual wording used by submitters, nor are we endorsing products or services of advertisers, unless that statement accompanies the offer.

We do welcome feedback from sheds on their experiences so we can share that information with others.

Garry Bryant, Editor 021 998 305

Next Newsletter – November 2026

The next newsletter is due for publication approx. last week of November 2026. The deadline for articles for that newsletter will be **Friday 20th November 2026**.

When you have completed an interesting project or done something of interest with others down at the shed, send us an article. Don't wait for the deadline as it gives the editor time to arrange articles. It is always good to see pictures with an article**.**

Format for article please use MS Word and Jpeg for pictures as these are easier to work with.

Please limited article to around one to two A4 page(s).

Please do not send your whole shed newsletter, as we will only publish single articles sent.

Send your articles to support@menzshed.nz

Supporters of NZ Men's Sheds

Visit our web site to find out more about each company and the benefits they provide to member sheds.

www.menzshed.org.nz/membership/benefits

Bunnings warehouse

Cabot's Premium Woodcare Brands

carbatec THE HOME OF WOODWORKING

Cyclone BUILDINGS

MACHINERYHOUSE

NZ Safety Blackwoods

Rothbury

Resene the paint the professionals use

The Shed

MENZSHED NEW ZEALAND